

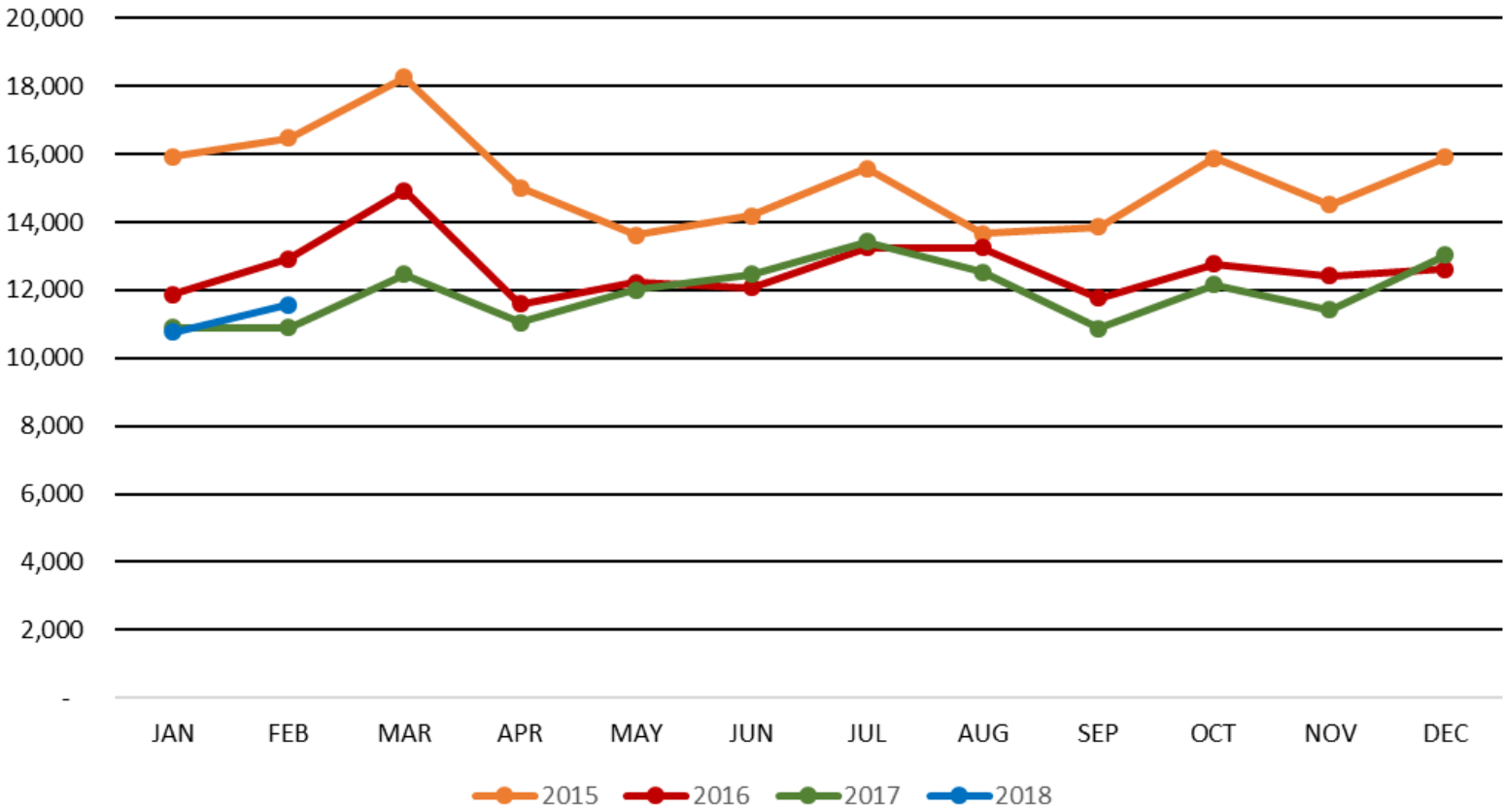
MINOT (MOT) AIRPORT COMMITTEE

Airport Director's Report
27 March 2018



ENPLANEMENTS

Revenue Enplaned Passengers



DEPARTURES

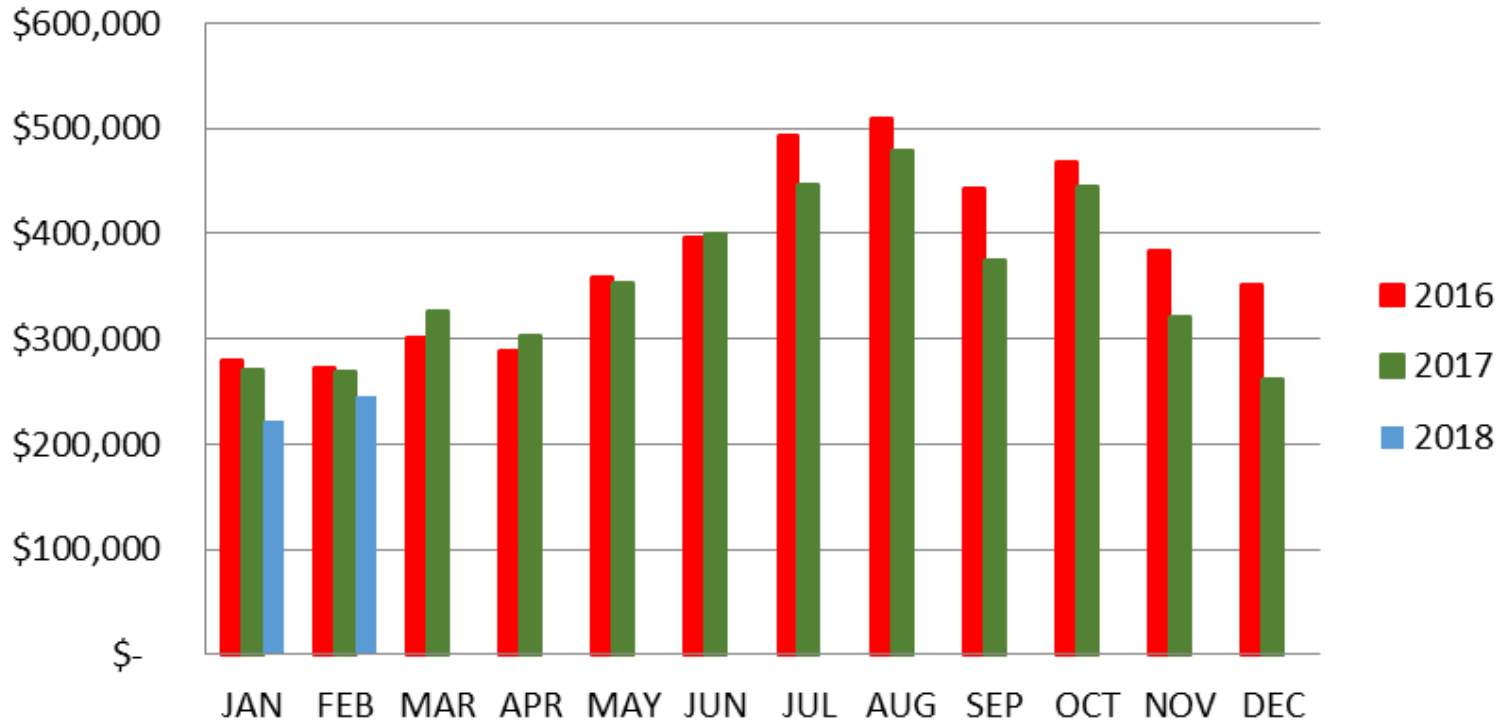
DEPARTING TO	AIRLINE	FLT	TIME	GATE	REMARK
Minneapolis	DELTA	3889	11:01 AM	5	On Time
Houston	UNITED	2301	12:00 PM	3	On Time
Phoenix-Mesa	allegiant	181	1:00 PM	2	On Time
Denver	UNITED	5185	1:20 PM	3	On Time
Minneapolis	DELTA	4440	1:21 PM	5	On Time
Minneapolis	DELTA	4439	5:15 PM	5	On Time
Minneapolis	DELTA	3551	7:35 PM	5	On Time
Las Vegas	allegiant	447	7:50 PM	2	On Time

Destination	Airline	YOY Change - Monthly Flights and Seats									
		Mar 2018		Apr 2018		May 2018		Jun 2018		Jul 2018	
		Flights	Seats	Flights	Seats	Flights	Seats	Flights	Seats	Flights	Seats
Percent Difference											
Minneapolis/St. Paul, MN	Delta	2.1%	3.0%	2.9%	(0.9%)	(15.2%)	(3.5%)	(0.6%)	(1.2%)	4.9%	1.9%
Phoenix, AZ (AZA)	Allegiant	22.2%	22.2%	20.0%	20.9%	0.0%	10.5%	(11.1%)	(5.1%)	0.0%	9.0%
Las Vegas, NV	Allegiant	100.0%	98.0%	100.0%	95.5%	18.2%	13.3%	0.0%	(3.1%)	(7.1%)	(12.7%)
Denver, CO	United	0.0%	0.0%	0.0%	0.0%	(1.6%)	(1.6%)	1.7%	(2.3%)	1.6%	1.6%
Total		7.0%	15.3%	6.8%	11.5%	(9.9%)	0.2%	(0.4%)	(2.0%)	3.2%	0.3%

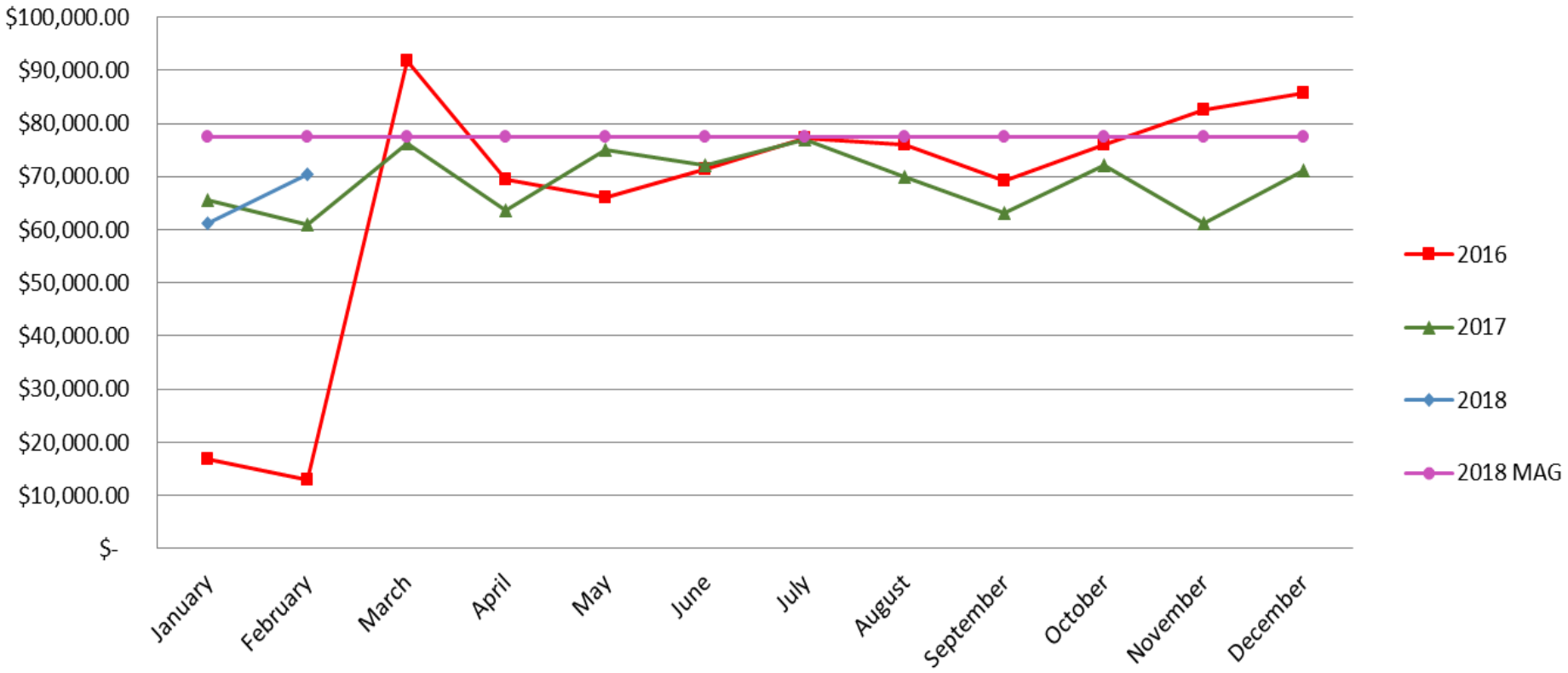
SCHEDULED CAPACITY THROUGH JULY
2018: YEAR OVER YEAR CHANGES

RENTAL CAR ACTIVITY

Car Rental

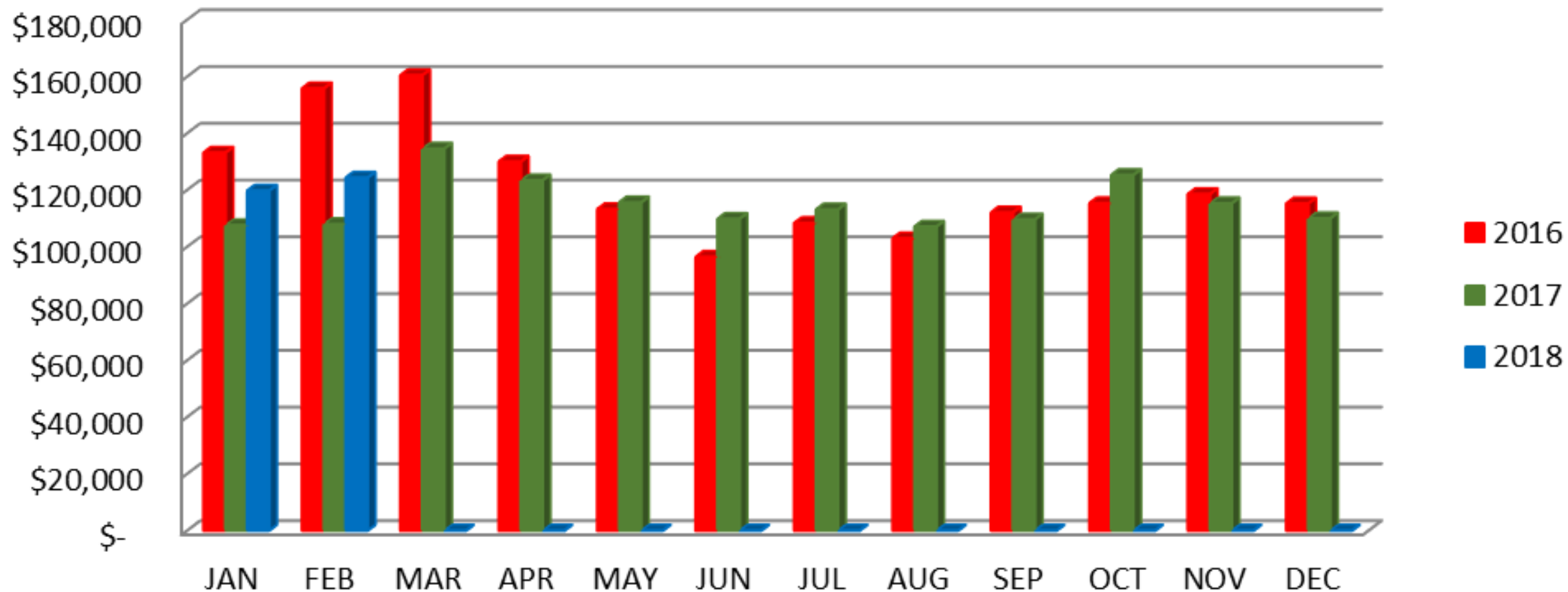


Gross Sales



CONCESSION ACTIVITY

Parking Revenue



QUESTIONS?

