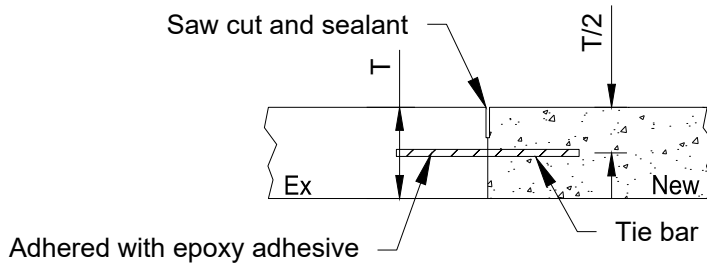
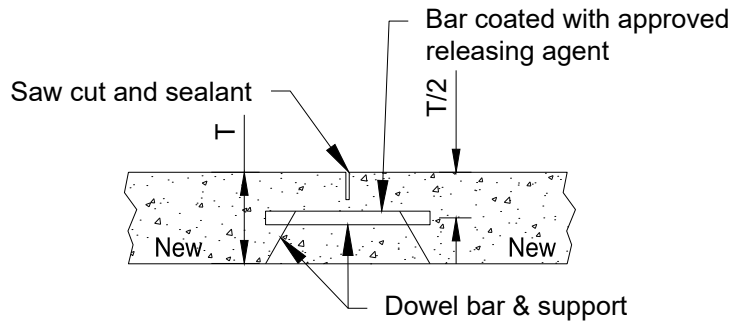


Refer to STR-31B for Notes.

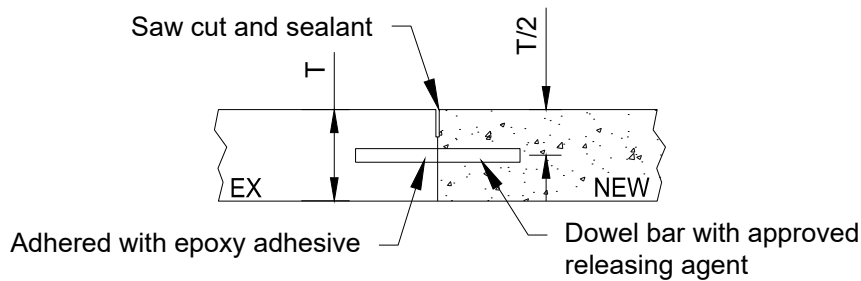
SECTION A - A LONGITUDINAL JOINT - NEW TO NEW



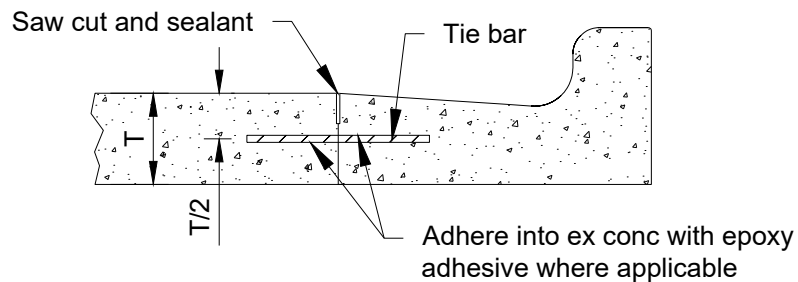
SECTION A - A LONGITUDINAL JOINT - NEW TO EX



SECTION B - B TRANSVERSE JOINT - NEW TO NEW



SECTION B - B TRANSVERSE JOINT - NEW TO EX



SECTION C - C CURB AND GUTTER JOINT

M:\STANDARD SPECS & DETAILS\2019\Detail Plates\STR-17C_CONCRETE PAVEMENT REPAIR.dwg

City Plate No.:
STR-17C
Last Revision:
6/17/2019
File:
STR-17C.dwg

**STANDARD DETAILS
CONCRETE PAVEMENT REPAIR**

City of Minot
Engineering Department