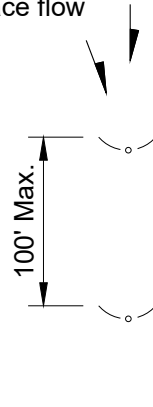


PLAN VIEW

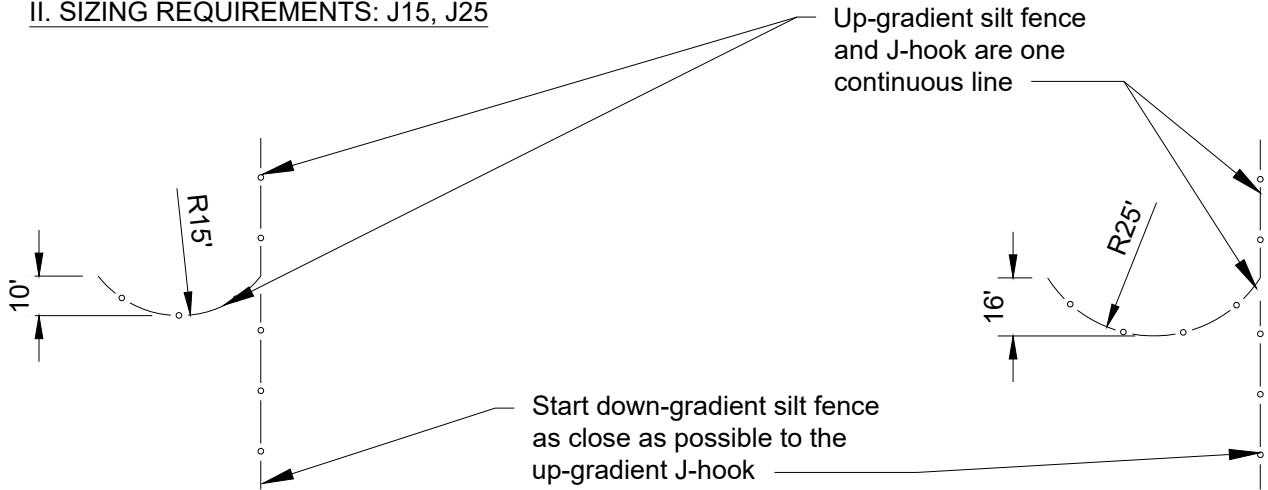
I. SPACING REQUIREMENTS

Direction of surface flow



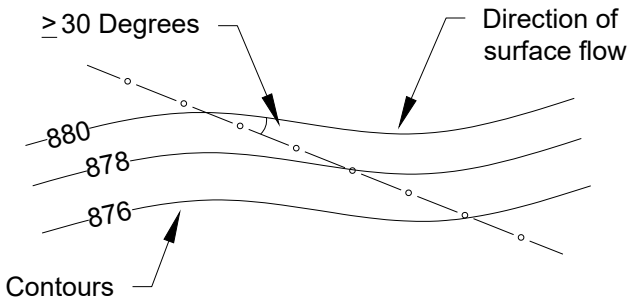
Note:
Spacing distances will vary, but are not to exceed 100 feet.

II. SIZING REQUIREMENTS: J15, J25



J15 - For catchment Area < 0.25 Acres

J25 - For catchment Area ≥ 0.25 Acres



Note:
J-hooks shall be used when the silt fence is installed at an angle of 30 degrees or greater from parallel to the contours.

M:\STANDARD SPECS & DETAIL S\2019\Detail Plates\ERO-4_SILT FENCE_J-HOOK.dwg

City Plate No.:
ERO-4
Last Revision:
7/2/2019
File:
ERO_4.dwg

STANDARD DETAILS
SILT FENCE
J-HOOK

City of Minot
Engineering Department