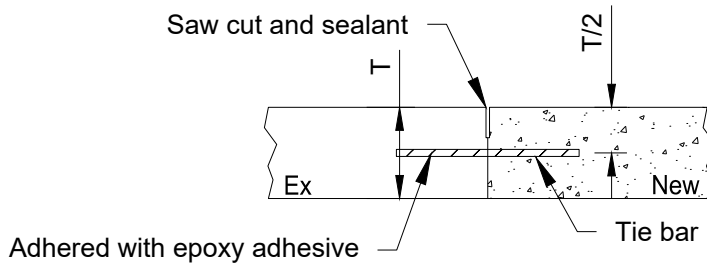
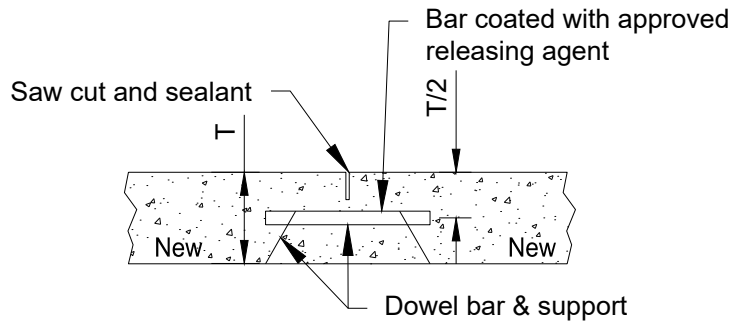


Refer to STR-17B for Notes.

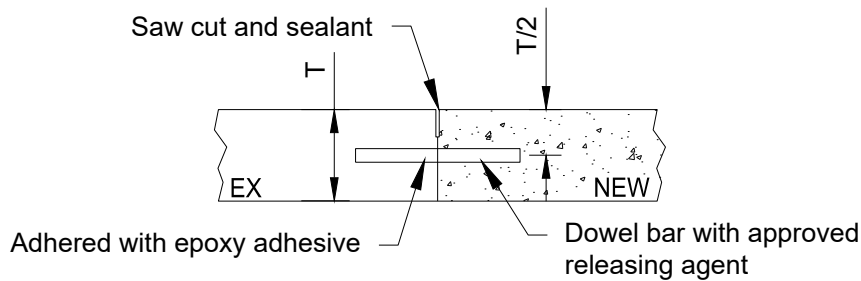
SECTION A - A LONGITUDINAL JOINT - NEW TO NEW



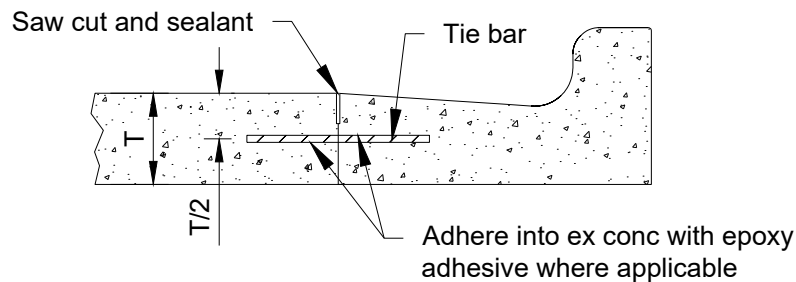
SECTION A - A LONGITUDINAL JOINT - NEW TO EX



SECTION B - B TRANSVERSE JOINT - NEW TO NEW



SECTION B - B TRANSVERSE JOINT - NEW TO EX



SECTION C - C CURB AND GUTTER JOINT

M:\STANDARD SPECS & DETAILS\2021\Details\STR-17C_CONCRETE PAVEMENT REPAIR.dwg

City Plate No.:
STR-17C
Last Revision:
12/18/2020
Section:
3110

**STANDARD DETAILS
CONCRETE PAVEMENT REPAIR**

